

# FireTech Guardian / Guardian Elite Packaging & Contents



Project Name: Guardian Configuration

*Drawing Specifications:* N/A

Lights Used

FT-GSM / FT-GESM

Date

2/23/18

Sign

SM

## FireTech Guardian Configuration Options:

First: Pick Base Configuration

Second: Select Gasket Kit (ordered separately)

Base Configuration	Gasket Kit
Guardian (75w) P/N FT-GSM	Standard Gasket (included)
Guardian Elite (120w) P/N FT-GESM	Retrofit Gasket P/N P-GSM-RGKIT
	Bezel Delete Gasket P/N P-GSM-BDKIT



Project Name: Guardian Configuration

*Drawing Specifications:* N/A

Lights Used

FT-GSM / FT-GESM

Date

2/23/18

Sign

SM

FireTech Guardian. STANDARD Configuration

*\*This configuration gasket kit  
Included with all orders*



Assembled Front



Assembled Rear



Gasket

Use this configuration for NEW Apparatus or when installing over a solid sheet



Project Name: Guardian Configuration

**Drawing Specifications:** N/A

Lights Used

FT-GSM / FT-GESM

Date

2/23/18

Sign

SM

FireTech Guardian. Configured using RETROFIT GASKET


*\*retrofit gasket ordered as separate accessory from fixture*

10.61"

8.65"



Assembled Front



Assembled Rear

P/N P-GSM-RGKIT



Gasket

Use this configuration when replacing an old fixture that required a cutout for the reflector



Project Name: Guardian Configuration

Drawing Specifications: N/A

Lights Used

FT-GSM / FT-GESM

Date

2/23/18

Sign

SM

FireTech Guardian. Configured using BEZEL DELETE GASKET


*\*bezel-delete gasket ordered as separate accessory from fixture*

9"

7"




Assembled Front



Assembled Rear

P/N P-GSM-BDKIT



Gasket



Use this configuration when minimizing physical footprint is desired



Project Name: Guardian Configuration

**Drawing Specifications:** N/A

Lights Used

FT-GSM / FT-GESM

Date

2/23/18

Sign

SM